

Chief Architect®


Design students today are more technically savvy than ever. The days of putting pencil to paper for drawing a plan are gone and in its place is advanced design software – which helps the designer finish a project faster, more easily and with greater flexibility, and with 3D visualizations. To that end, more designers and design students are turning to Chief Architect software.

Chief Architect software provides a design process that flows naturally and allows the designer to complete the design process quickly and efficiently. Designers are now able to create their designs in a fraction of the time thanks to automated tools.

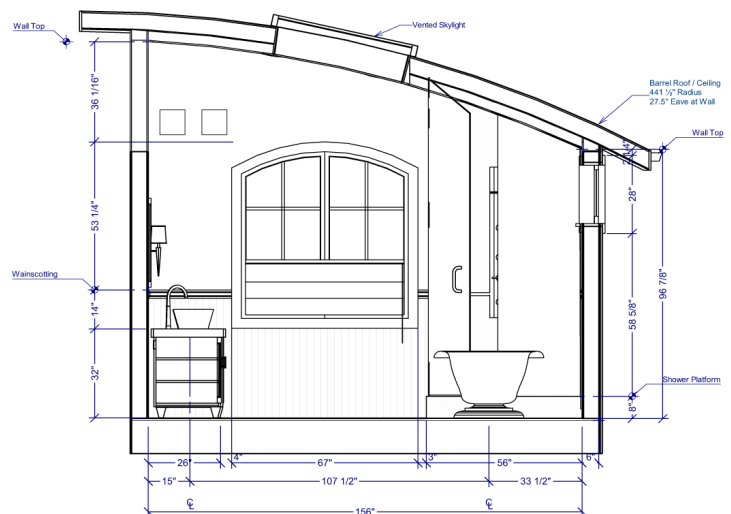
As a company, Chief Architect has long been committed to helping students get involved in the fields of architecture and design. For NKBA accredited and supported schools, the company provides software free of charge. NKBA student members studying at NKBA accredited and supported schools with at least six relevant credits also have the opportunity to receive the software for free.

More schools and students are choosing Chief Architect software because of the program's ease of use and design flexibility. The software removes the complexity of the process and lets the designer focus on design concepts. For example, a designer can change a basic ceiling into a more sophisticated vault, coffer, or cathedral styles using the program's ceiling style tools that quickly show different options. Not only will the software provide visual design feedback, it will also provide all of the structural elements and CAD details for the actual construction.

Kitchen and bath design is the largest markets for design students to enter. Chief Architect provides cabinet design tools to create any custom design. The program has smart cabinet tools that allow for quick creation of any custom cabinet style including shaped, framed, and frame-less. A designer can simply place a cabinet, resize or reshape it, then apply the colors, materials, and doors styles. The program also has automatic wall elevations and dimensions to NKBA standards.





NKBA Students with 6 credits can receive a free academic license



Chief Architect®

Perhaps one of the most valuable tools that a designer has is 3D visualizations. If a client can visualize how the project will look, he or she is much more likely to move forward with the project. Most designers find that clients have a general idea of what they want but typically cannot visualize how the finished project will look.

Today's design students are coming out of school already well versed on the power of 3D visualizations and are creating them easily with Chief Architect software. The program offers a variety of 3D visualization tools such as camera tools that generate a full 3D rendering of any scene, overhead views, elevation views, night time views, and others. High quality renderings provide the designer and client with an image that is photo realistic and very close to what the design will look like in reality. Artistic rendering styles such as watercolor, sketch drawing, technical illustration, and elevation renderings provide helpful visualization tools for both designer and client. For more information on Chief Architect software or to apply for an NKBA license, visit chiefarchitect.com/NKBA



Chief Architect®

Use Chief Architect to take
NKBA certification exams

NKBA
National Kitchen & Bath Association